

FRENCH

Listening (40%): This will be done in class. See list of topics below to be revised. Questions will be asked in French and you will write your answer in English.

Reading (60%): This will be done during the exam period. You will complete reading exercises and the exercises will be very similar to those we have covered in class in your workbook.

Topics to be revised:



	Topic	Page number	CD track
1	introductions	2	2
2	classroom vocabulary	10 13	4 & 5 6
3	alphabet	18	7
4	numbers	22	8
5	members of the family	27	9 & 10
6	Pets/ animals	36	11

RELIGION

Section A: Old Testament and New Testament Questions

Section B: Questions on 'The Word of God through the Ages' AND know the Symbols used by the Early Church for the Evangelists

Section C: Mark's Gospel Fact file AND the story of the 'Rich Young Man' And the 'Man with Leprosy' including what we learn about Jesus

Section D: Baptism- Know the 7 sacraments, describe the 6 sages of the ceremony and know the signs and symbols used

Religion

Geography


Year 8

Revision List

Winter 2017


- Definition and examples of Physical, Human and Environmental Geography
- What is Latitude? Name the 5 line of Latitude which have names.
- What is longitude? Name the 5 lines of longitude which have names.
- Be able to complete an exercise using Latitude and longitude.
- Ireland – know provinces, counties, main cities and towns, mountains, rivers and lakes.

Good Luck!!



Home Economics

- Washing up procedure
- Rules of the home economics room
- Hand washing rules
- Personal Hygiene Rules
- Food Hygiene Rules
- Kitchen Hygiene Rules
- Best Before / Use By Dates
- Where should food be stored
- Temperatures - fridge & freezer
- The fridge - rules
- The freezer - rules



Maths

REVISION LIST


- Squaring and cubing numbers
- Square roots and cube roots
- Pictograms
- Fractions, decimals and percentages
- Fractions
- Decimals
- Calculating percentages
- Rounding numbers using decimal places and significant figures
- Special Numbers (primes, factors, multiples, etc)
- 12 & 24 hour clock
- Calendar work
- Data Handling

GUIDANCE FOR REVISION OF MATHEMATICS

1. Select a topic; refer to notes & worked examples in notebook.
2. Refer to relevant exercise from textbook or prepared worksheet and redo all questions.
3. Maths can only be learned by DOING questions!!!

EQUIPMENT NEEDED

- Pens & Pencils
- Ruler (long)
- Protractor
- Rubber & Sharpener



Resources Available to Support Maths/Numeracy

ICT Software - Numeracy Workout

Numeracy Workout is an ICT software package that allows students to focus on particular topics and instant correction of work occurs.

How to access Numeracy Workout from home

1. Open your web browser (e.g. Internet Explorer)
2. In the address box type <http://www.c2kschools.net>
3. Enter your c2k username and password
4. Select the View All button
5. Select Files and Apps (located on the left hand side of screen)
6. Launch My Files app
7. Select Shared Resources (located on the left hand side of screen)
8. Open Folder titled Numeracy Workout Home
9. Select required Numeracy Workout and download

Detailed below are:

- Year 8 units of work along with their corresponding Numeracy Workout details.

Year 8 - Scheme Order with Numeracy Workout.

TOPIC	Numeracy Workout
1. Decimals & Decimal Places	Unit 1: Topic 3, Target 4; Topic 4, Targets 1 - 4
2. UM: Organising a Party	
3. Significant Figures and Estimation	Unit 1: Topic 9, Targets 1 - 5
4. Fractions	Unit 2: Topic 2, Targets 1 - 5 Topic 3, Targets 3 - 5
5. Fractions, Decimals & Percentages	Unit 2: Topic 3, Target 1 Topic 4 Targets 1 - 3 Topic 5, Target 2
6. UM: Marc's Menu	
7. Negative Numbers including co-ords in 4 quadrants	Unit 1: Topic 5, Targets 1 - 5;
8. Measurements & Time	Unit 1: Topic 2, Targets 3 - 5; Unit 3: Topic 2, Targets 1 - 4 Topic 8, Target 1

	Unit 5: Topic 1, Targets 2 & 5 Topic 2, Targets 1 - 5
9. Angles (types, measuring, drawing), angles in triangles & quadrilaterals.	Unit 3: Topic 6, Targets 1 - 3 Unit 4: Topic 1, Target 4
10. Data Handling	Unit 5: Topic 4, Targets 1 - 5 Topic 5, Targets 4 & 5 Unit 6: Topic 2, Targets 1 - 5
11. Mean, Mode & Median from raw data	Unit 5: Topic 3, Targets 1 - 5
12. Symmetry & Reflections	Unit 3: Topic 3, Targets 1 - 5 Topic 4, Targets 2 & 3
13. Perimeter, Simple Areas & Volumes	Unit 3: Topic 7, Targets 1, 3 & 4 Topic 8, Targets 3 - 5
14. Index Notation & BIDMAS	Unit 1: Topic 8, Targets 1 - 5
15. Special Numbers including Sequences	Unit 1: Topic 6, Targets 1 - 3; Topic 7, Targets 1, 2, 4 & 5; Unit 8, Topic 1, Targets 1 - 3
16. Algebra, Simple Equations & Flow Diagrams	Unit 7: Topic 1, Targets 1 - 5 Topic 2, Targets 1 - 4 Topic 3, Target 5 Topic 4, Targets 1 - 5 Topic 6, Targets 1 - 4 Topic 7, Targets 1 - 4


History revision list

- 1) Century / AD / BC
- 2) Primary Sources
- 3) Anachronisms
- 4) The events of 1066 / Who Should be King
- 5) Castles
- 6) Becoming a Knight



Science

Exam will be 45 minutes long




- Remember to use your booklets and textbooks.
- Refer to the learning Intentions at the beginning of each unit and
- Check you have learned everything against the Success Criteria at the back of each unit.
- Please use the A3 Revision summaries that you have prepared for each unit.



Good luck!!

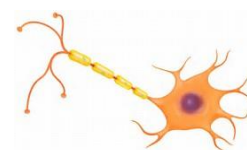
Introduction to Science & Measurement

- Know why we use hazard symbols rather than words. Give 3 reasons.
- Ability to recognise hazard symbols and state their meaning.
- Identify and draw lab equipment using a pencil and ruler.
- Be able to label the different parts of the Bunsen Burner.
- Know how to safely light and use the Bunsen Burner.
- Know the differences between the two types of flames and when to use each.
- Recall experimental/ investigative work.
- Know how to write a suitable risk assessment.
- Know what a fair test is.



Cells

- Be able to recall the seven life processes (MRS NERG)
- Be able to recall the structure and functions of different parts of the microscope.
- Know how to set up and use a microscope.
- Know how to **produce a slide** to view onion and cheek cells.
- Be able to calculate the magnification using different microscope lens.
- Be able to compare and contrast plant and animal cells.
- Recall the structures and **function** of plant & animal cell components.
- Be able to identify a range of specialised cells.
- Understand the adaptations & **function** of different specialised cells.
- Understand the relationship between cells, tissues, organs, organ systems and organisms.
- Be able to classify different organs into the correct organ systems.



Solid, Liquids & gases

- Be able to draw the arrangement of particles in solids, liquids & gases.
- Know the properties of each state.
- Know the processes linking the three states of matter.
- Know how heating, cooling, evaporation, condensation, freezing and melting affects the particles.



Your English test is one hour long and is in two sections:

Section A: Comprehension

This is where you will read an extract from a story and answer the questions that follow. These questions test different levels of comprehension. Look at the marks awarded for each question and use your time accordingly. When giving your answer don't forget to use the P.E.E. approach. Make your **point**. E.g. 'I think that the writer has created a very convincing sense of fear in the story.' Then give your **evidence**/quote to support your point (make sure that this is done in the correct syntax) .e.g. The author says, "The darkness outside their tent was as thick as tar and as black as ink." Then **explain/evaluate** the quote you have given e.g. 'These similes are effective in creating a sinister atmosphere.' The more marks for the question, the longer your response should be. **To revise for this section you should read a range of passages from *Zoom* that are followed by questions and assignments. Well-prepared pupils will practise answering several of these passages as part of their revision.** Remember to use the language of the question in the language of your answer. Write in full, developed sentences.

Section B: Story Writing

This is where you will write a short story of your own. You will be given a title to use for your story.

- Brainstorm and organise your ideas into a plan;
- Use paragraphs;
- Think of effective ways of conveying your story using: similes, metaphors, alliteration, personification, a variety of sentence lengths, and a good use of adjectives, adverbs, nouns and verbs to develop mood, characters and plot;
- Don't forget the different stages in the writing of a story: *exposition/rising action/climax/falling action/resolution*.

Show, don't tell!

Practise a range of titles using questions from your *Zoom* text book.

- * Accurate spelling, punctuation and grammar are worth a lot of marks in this section.
- * Write down several ideas before developing your best one.
- * Look at pages 62-63 of *Zoom* for structural advice on how to write your story.

Good luck!



Drama

Practical Assessment

In your practical assessment at the end of each unit of work or half term, your teacher will give you a mark for the work you present with your group. Your teacher will be expecting to see the highest quality in all the areas listed below:

CREATING DRAMA

- Preparation and Rehearsal
- Focus and Concentration
- Use of space, positioning and movement.

DEVELOPING CHARACTER


- Voice
- Movement
- Gesture
- Facial expression

IF REQUIRED...

- Use of costume
- Use of props
- Taking account of the audience

ABOVE ALL ELSE...

- Sustaining Character in performance



Music

50% Ongoing assessment of performances from throughout the term.

50% Listening Test - Last lesson before exam period starts



Listening Test:

The test will last approximately 15 minutes. It will be based on the key terms and your understanding of the Elements of Music and Music Theory (Units 1 and 2 in your booklets.)

Technology

- 

IRISH

-25%

- 25%**

25%

25%

- Revision Tips : Test based on oral booklet and written worksheets